

NEW DEVELOPMENTS IN FEED PLANTS

COMPUTERISED BATCHING SYSTEM FOR FEED PLANTS



SHRIMP FEED PLANTS FISH FEED PLANTS

For optimising shrimp and fish cultivation the feed becomes very important. Shrimp and fish feed manufactured by extruder pelletisation process is the ideal answer. The entire process ensures optimum quantity of carbohydrate and protein, adequate fat content, higher quality and digestibility of the feed with less moisture content. The pellets have good floating and sinking properties. The plants are supplied on a turnkey basis with erection, commissioning & trial run.

COMPLETE RATIONS OF FIBROUS AGRICULTURAL RESIDUES IN PELLET FORM FOR RUMINIANTS



Complete plant and machinery available to process Fibrous agricultural residues straws etc. Rations could be produced in MASH or Pellet Form.
Plants are available in two capacities 10 MTD & 20 MTD.

PREMIUM BALANCED FEED PLANTS AND PROCESSING MACHINERY




Manufactured By:

PREMIUM PULMAN PVT LTD

2009, Phase IV, G.I.D.C., Industrial Estate, Vatva, Ahmedabad - 382 445. INDIA
Phone: 079-25894693, 25832541.


E-mail: exports@premiumpulverisers.com / premiumpulman@gmail.com
Visit us: www.premiumpulverisers.com / www.premiumpulman.com

PROFESSIONALS IN SIZE REDUCTION TECHNOLOGY




- ◆ CATTLE FEED PLANTS WITH PELLETISING SYSTEM UPTO 200 MTPD CAPACITY.
- ◆ POULTRY FEED PLANTS WITH PELLETIZER AND CRUMBLER UPTO 100 MTPD CAPACITY.
- ◆ AQUA FEED PLANTS WITH PELLETIZER AND EXTRUDER UPTO 50 MTPD CAPACITY.
- ◆ AGRICULTURAL RESIDUES PLANTS WITH PELLETIZER UPTO 20 MTPD CAPACITY.

MIRACLE MILL Economy Model



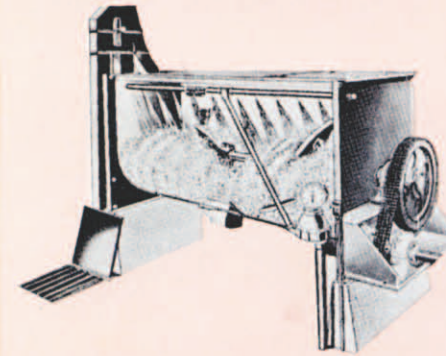
Simplified economy model ideally suited for grinding maize, corn etc. Available in 4 sizes capacity 250 to 5000 kg/hr.

MIRACLE MILL Heavy Duty



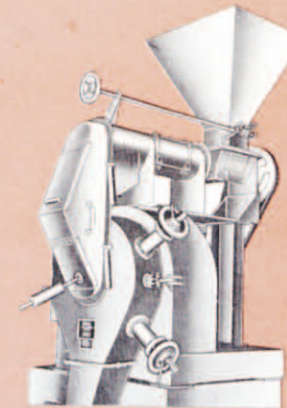
3-in-1 unit for pulverising, sieving & collecting. Ideal for cattle & poultry feed, fish meal, clay etc. 11 standard models available. Capacity 250 to 5000 kg./hr.

HORIZONTAL MIXER WITH MOLASSES MIXING ARRANGEMENT




Horizontal mixers suitably modified for molasses mixing. All the standard mixers available with this arrangement.

PELLET MILL



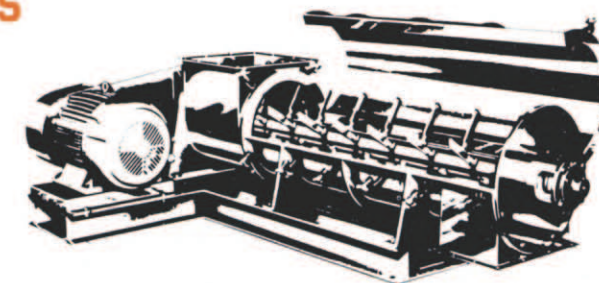
Pelleting is an important process in feed plants. Pellet mill has hardened alloy steel dies for longer life. Easy accessibility to dies & rolls for cleaning. Shear pin to avoid over loading. 3 standard models.

BUCKET ELEVATORS




Ideal for elevating variety of bulk materials economically, efficiently and reliably. Centrifugal & continuous design with chain or belt. Available in six bucket sizes.

MOLASSES BLENDER




Used in feed plant with pelletisation. Gives feed with uniform coating of molasses for pelletisation.

VERTICAL MIXER




Ideal for dry mixing with short batch cycle. Available in 4 standard models. Single/Double screw available.

HORIZONTAL MIXER



For dry and wet mixing, molasses mixing etc. Short mixing time with homogeneity of mix. 4 standard models. Paddle/Ribbon type agitator.

FEED HAMMER MILL




Specially designed and constructed for integrated feed plants. Available in two standard sizes of 2 T and 5T per hour capacity.

PELLET COOLER



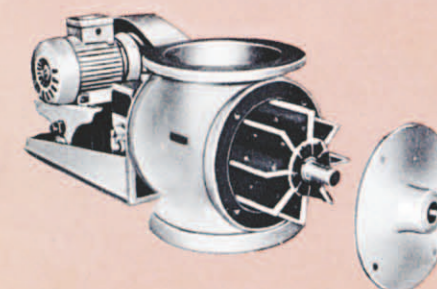
Pellet cooler is vertical type & designed to flow the pellets with minimum breakage. Inside screen is made out of stainless steel. Inlet is provided with distributor to distribute pellets on both side of the cooler. Discharge is designed for max. capacity with minimum breakage.

VIBRO SCREEN




This is a self balancing separator in mild steel construction fitted with suitable M.S./SS wire mesh. The unit is provided with M.S. dust cover with central feed spout and inspection port.

ROTARY VALVE




Regulated material flow. Close clearance between vanes housing prevents any air-leaking. 6 Standard models.

BIN DISCHARGER



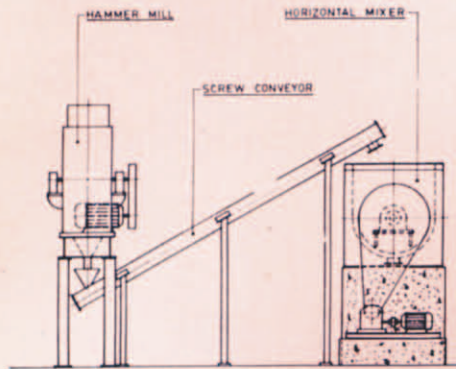
It is designed to discharge the material at required rate. Impeller is made out of C.I. or M.S. Casing made out of heavy duty plate. Outlet is provided with rack & pinion operated gate. Impeller is directly fixed on geared motor shaft, so overall it is very compact. Bottom is bolted construction for easy maintenance.

SCREW CONVEYOR



Forming an essential part in the movement of bulk material. Screw conveyors are suitable for a wide range of applications. 9 standard sizes to choose from.

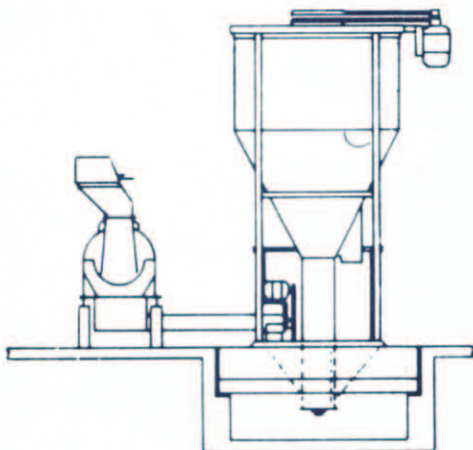
MANUAL FEED PLANTS WITH HORIZONTAL MIXER



MFP-H

These are batch type plants incorporating mill & Horizontal mixer with screw conveyor to feed ground material to mixer.

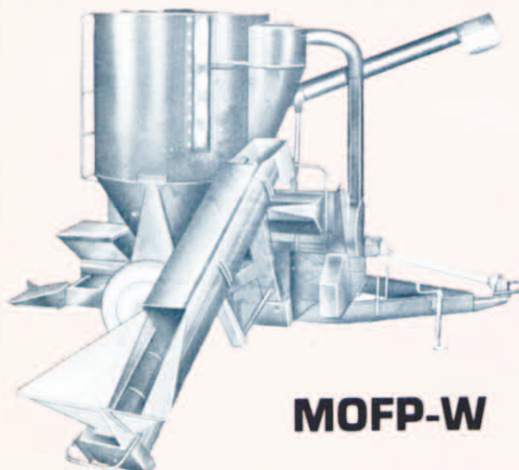
MANUAL FEED PLANTS WITH VERTICAL MIXER



MFP-V

These consists of mill with vertical mixer.


MOBILE FEED PLANTS ON WHEELS



MOFP-W

Ideal for the on the spot production of feeds Mill and mixer are mounted on a trailer fitted with universal coupling.

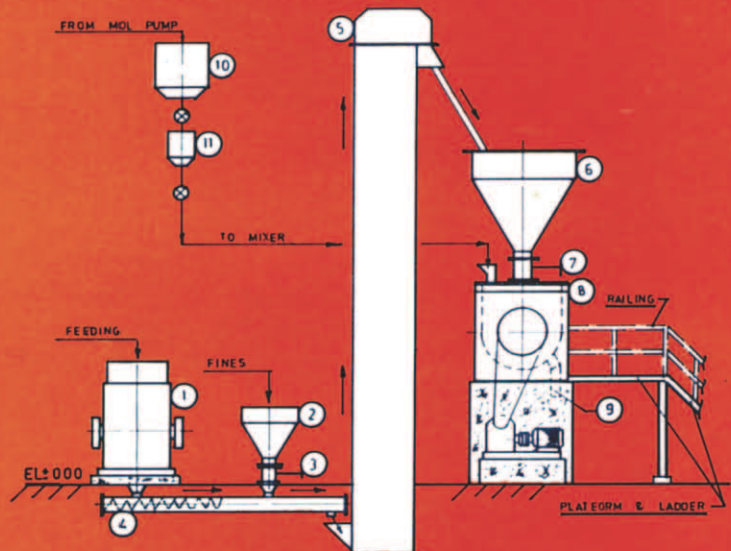
PACKAGED FEED PLANTS WITH TWIN HORIZONTAL MIXERS (SEMI MECHANISED)



PFP-HM (SM)

Packaged feed plants combine the hammer mills with twin mixers (Horizontal or vertical) with necessary dust control air relief systems and conveyors to form complete feed plants. The plant is supplied as complete package and can be installed in existing sheds.

PACKAGED FEED PLANTS WITH STORAGE SILO AND HORIZONTAL MIXER



PFP-SS (H)

Packaged Feed Plants are also available with Molasses Blender & Pelletizer

AUTOMATIC FEED PLANTS



AFP

WITHOUT STORAGE SILOS

Ingredients are stored in Raw Material godown instead of silos. They are same as below but batching system is manual. These plants are available in two sizes i.e. 50 TPD & 100 TPD.

AFP

WITH STORAGE SILOS AND BATCH WEIGHER

Plant is in modular & vertical design. So number of silos can be increased or decreased and the same to be decided considering number of raw material. Preweighing of Batch is totally automatic (also can be operated manually) and so perfect batch can be made. Aspiration systems are designed to make plant dust free. Vertical & compact design so space requirement is very less. The plant can be supplied with horizontal layout also. These plants are usually of 100 TPD capacity. We can also supply bigger plants of 200 TPD capacity.

AFP + SS + BW

FLOW DIAGRAM OF AUTOMATIC FEED PLANT

